



Shown: Mango Bay, Elevation A



Mango Bay

The Mango Bay offers beautiful West Indies-inspired architecture with a great open floor plan. A spacious kitchen with a walk-in pantry and island opens up to a dining area and great room with tray ceiling. Expansive doors lead out to a large screened loggia with adjacent patio to enjoy the surrounding nature setting. A private master suite features his and hers walk-in closets, his and hers vanities, and a large his and hers spa-like walk-in shower. Two guest bedrooms, conditioned storage and a second floor optional bonus room and bath allows for plenty of space and storage.



Elevation A



Elevation B



Elevation C

KENT *homes*

A SMARTER WAY TO A LUXURY HOME

Visit our Design Center today at 1721 Allens Lane, Suite 202, Wilmington, NC 28403
 toll free (877) 256 5313 p (910) 256 5313 f (910) 256 5302 www.kenthomes.net





Mango Bay



Elevation A



Elevation B



Elevation C

KENT homes
A SMARTER WAY TO A LUXURY HOME

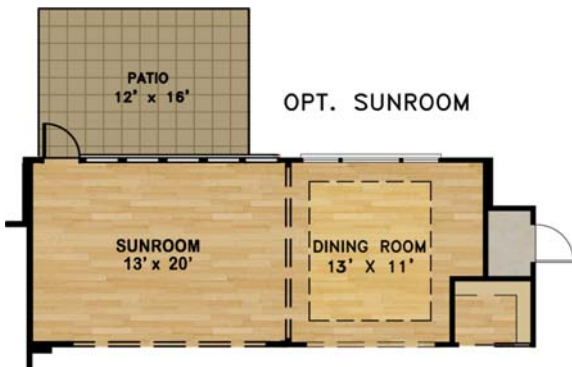
square footage with dining room

total heated: 2,302 sq. ft.
 walk-up attic: 401 sq ft.
 garage: 606 sq. ft.
 covered outdoor living: 345 sq. ft.
TOTAL UNDER ROOF SQ FT: 3,654 sq. ft.

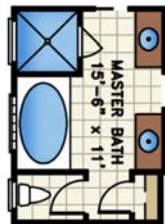
total heated with bonus: 2,703 sq. ft.

overall dimensions

55' width x 77' depth

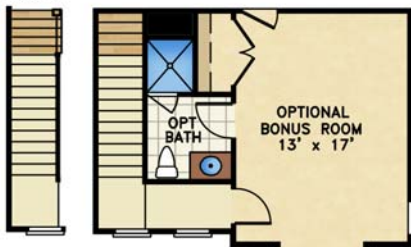


ALT. MAST. BATH



OPEN STAIRWAY TO BONUS

OPTIONAL BONUS & BATH



401 sq. ft.



All renderings are the artist's impression of the home. The drawings and square-footage notations are approximate and are only to be used for reference. They should not be relied upon as representations, expressed or implied, of the final detail of the residence.


Mango Bay



Elevation A



Elevation B



Elevation C

KENT *homes*
A SMARTER WAY TO A LUXURY HOME

square footage without dining room

- total heated: 2,130 sq. ft.
- walk-up attic: 401 sq. ft.
- garage: 606 sq. ft.
- covered outdoor living: 517 sq. ft.
- TOTAL UNDER ROOF SQ FT: 3,654 sq. ft.**
- total heated with bonus: 2,531 sq. ft.

overall dimensions
 55' width x 77' depth



All renderings are the artist's impression of the home. The drawings and square-footage notations are approximate and are only to be used for reference. They should not be relied upon as representations, expressed or implied, of the final detail of the residence.